




**Buchanan**

TE Internal #: 282909-2

PCB Terminal Blocks, Header, Wire-to-Board, 2 Position, .2 in [5.08 mm] Centerline, 2 Row, Side Wire Entry Angle, 30 – 12 AWG Wire Size

[View on TE.com >](#)

Connectors > Terminal Blocks & Strips > PCB Terminal Blocks



Terminal Block Connector Type: **Header**

Connector System: **Wire-to-Board**

Number of Positions: **2**

Centerline (Pitch): **5.08 mm [ .2 in ]**

Number of Rows: **2**

**Features**

**Product Type Features**

Block Type	None
Terminal Block Connector Type	Header
Connector System	Wire-to-Board
Connector & Contact Terminates To	Printed Circuit Board

**Configuration Features**

Stacked Levels	Level 1/Level 2
Closed End	Without
Stacking Configuration	Side Stackable
Number of Positions	2
Number of Rows	2
Wire Entry Angle	Side

**Electrical Characteristics**

Current Rating (Max)	24 A
Voltage Rating	300 VAC



### Body Features

Interlock	With
-----------	------

### Contact Features

Contact Mating Area Plating Material	Tin
Contact Mount	Through Hole
Contact Base Material	Brass
Contact Current Rating (Max)	24 A

### Mechanical Attachment

Screwless Terminal Block	Yes
Mounting Angle	Vertical
Screw Size	M3
Screw Plating Material	Nickel
Screw Material	Brass
Screw Flange	Without
Connector Mounting Type	Board Mount

### Housing Features

Housing Color	Green
Housing Material	PA 6.6
Centerline (Pitch)	5.08 mm [.2 in]

### Dimensions

PCB Tail Length	4 mm [.157 in]
Wire Size	.05 – 3 mm <sup>2</sup>

### Usage Conditions

Operating Temperature Range	-40 – 110 °C [-40 – 230 °F]
-----------------------------	-----------------------------

### Operation/Application

Circuit Application	Power & Signal
---------------------	----------------

### Identification Marking

Marking Color	Black
---------------	-------

### Packaging Features

Packaging Quantity	200
--------------------	-----

### Other



Comment	20A Field Wiring
---------	------------------

### Product Compliance



[For compliance documentation, visit the product page on TE.com>](#)

EU RoHS Directive 2011/65/EU	Compliant with Exemptions
EU ELV Directive 2000/53/EC	Compliant with Exemptions
China RoHS 2 Directive MIIT Order No 32, 2016	Restricted Materials Above Threshold
EU REACH Regulation (EC) No. 1907/2006	Current ECHA Candidate List: JUNE 2022 (224) Candidate List Declared Against: JUNE 2022 (224) SVHC > Threshold: Pb (.8% in Component Part) <b>Article Safe Usage Statements:</b> Do not eat, drink or smoke when using this product. Wash thoroughly after handling. Recycle if possible and dispose of the article by following all applicable governmental regulations relevant to your geographic location.
Halogen Content	Low Halogen - Br, Cl, F, I < 900 ppm per homogenous material. Also BFR/CFR/PVC Free
Solder Process Capability	Wave solder capable to 265°C

#### Product Compliance Disclaimer

This information is provided based on reasonable inquiry of our suppliers and represents our current actual knowledge based on the information they provided. This information is subject to change. The part numbers that TE has identified as EU RoHS compliant have a maximum concentration of 0.1% by weight in homogenous materials for lead, hexavalent chromium, mercury, PBB, PBDE, DBP, BBP, DEHP, DIBP, and 0.01% for cadmium, or qualify for an exemption to these limits as defined in the Annexes of Directive 2011/65/EU (RoHS2). Finished electrical and electronic equipment products will be CE marked as required by Directive 2011/65/EU. Components may not be CE marked. Additionally, the part numbers that TE has identified as EU ELV compliant have a maximum concentration of 0.1% by weight in homogenous materials for lead, hexavalent chromium, and mercury, and 0.01% for cadmium, or qualify for an exemption to these limits as defined in the Annexes of Directive 2000/53/EC (ELV). Regarding the REACH Regulation, the information TE provides on SVHC in articles for this part number is based on the latest European Chemicals Agency (ECHA) 'Guidance on requirements for substances in articles' posted at this URL: <https://echa.europa.eu/guidance-documents/guidance-on-reach>

### Compatible Parts

 <p>TE Part # 796692-4 TERMI-BLOK PCB MOUNT 1&amp;2 4P.5</p>	 <p>TE Part # 3-1986551-2 2 POS TB HDR VERTICAL, BLK, GOLD PLATED</p>
---	--

### Documents



### Product Drawings

#### 2P TERMI-BLOK,PCB MOUNT

English

---

### CAD Files

#### 3D PDF

3D

#### Customer View Model

[ENG\\_CVM\\_CVM\\_282909-2\\_D.2d\\_dxf.zip](#)

English

#### Customer View Model

[ENG\\_CVM\\_CVM\\_282909-2\\_D.3d\\_igs.zip](#)

English

#### Customer View Model

[ENG\\_CVM\\_CVM\\_282909-2\\_D.3d\\_stp.zip](#)

English

By downloading the CAD file I accept and agree to the [Terms and Conditions](#) of use.

---

### Datasheets & Catalog Pages

#### BUCHANAN TERMINAL BLOCKS CATALOG - EUROSTYLE TERMINAL BLOCKS

English

[1-1773458-1\\_EURO\\_STYLE\\_TERMINAL\\_BLOCKS\\_QRG](#)

English

---

### Product Specifications

#### Application Specification

English